



2019 Connecticut Sewer Rate Survey

Tighe & Bond is pleased to present our **2019 Sewer Rate Survey** for communities across Connecticut. Tighe & Bond has collected and published water and sewer rate information for many years to provide you with local and regional comparative data. This year we have some exciting changes to announce!

Introducing the Rates Dashboard

Tighe & Bond is once again teaming with the Environmental Finance Center at the University of North Carolina School of Government to present the results of our rate study using a **free, online Rates Dashboard**. The Dashboard allows you to adjust the assumed annual usage that the comparison is based on and presents Conservation and Affordability metrics in addition to annual bill comparisons. Rates can be further compared according to utility size, river basin, geographic radius and median household income. Additional dashboards developed for other states from 2007 to 2019 can be viewed at <http://www.efc.sog.unc.edu/project/utility-financial-sustainability-and-rates-dashboards>.



You can request prior Tighe & Bond rate surveys here: <https://www.tighebond.com/category/rate-surveys/>

KEY FINDINGS

The cost of sewer service is rising.

Average annualized sewer costs, based on a 6,000-gallon per month household water usage, is \$520, with a median of \$467, a low of \$130, and a high of \$2,060. 73% of survey respondents have increased rates since our last survey (2016). At the same time, the cost of sewer service has increased 10% over 3 years.

One of the most commonly reported challenges facing wastewater systems across Connecticut is our aging infrastructure. A rate structure designed to provide sustainable revenue for operations and capital programs is critical to assure reliable, and environmentally sound sewer service.



Tighe & Bond offers municipalities and water companies assistance developing sustainable rates to support needed infrastructure improvements, explaining the need for rate increases, and how to prepare for funding initiatives.





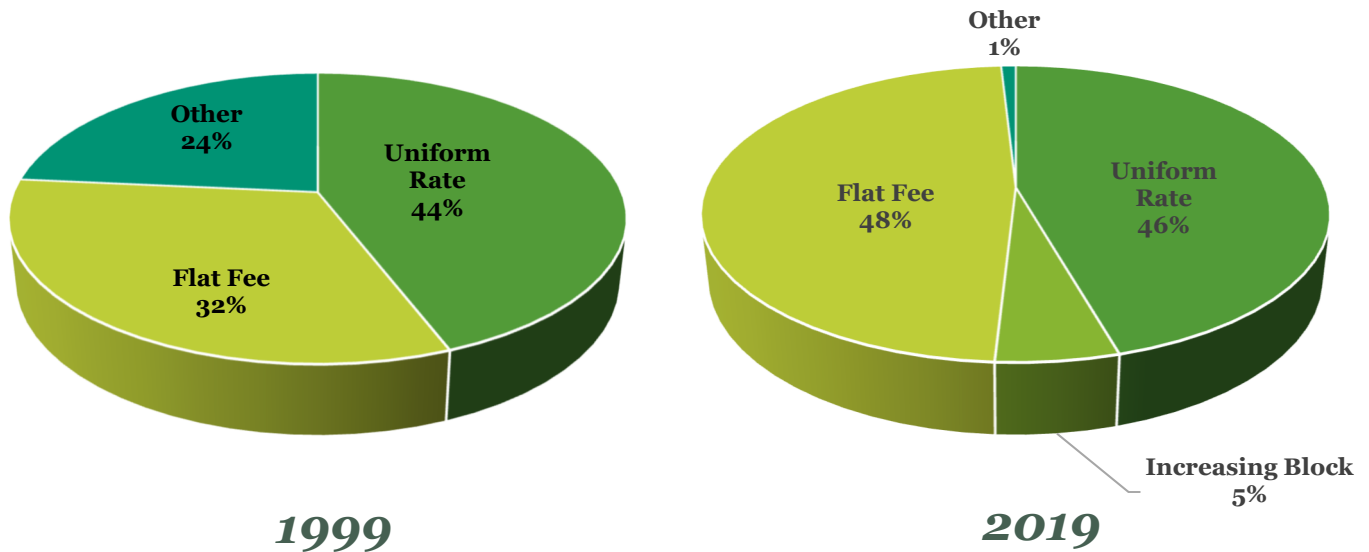
2019 Connecticut Sewer Rate Survey

New water usage estimates.

A 6,000-gallon per month household water usage has been used to estimate the average annualized sewer costs since 2001. However, based on recent experience serving utilities throughout New England, we believe that the current average household water usage is closer to 5,000 gallons per month, thanks to better understanding of the need for water conservation and installation of newer appliances that are more water efficient. As a result, sewer usage has also decreased. Therefore, a 5,000-gallon per month household water usage was used to estimate average annualized sewer costs in the 2019 Sewer Rate Survey. The 5,000-gallon per month estimate is based on 65 gallons per capita per day and 2.5 – 2.6 people per household. The lower average usage equates to an average annualized household cost of \$475, with a median of \$413.

Rate structures are changing.

A variety of different rate structures are used throughout Connecticut. Based on the written survey results, 46% of communities use a uniform rate structure and 48% use a flat fee. The remainder incorporate costs for sewerage systems through general taxation or use either an ascending or descending rate structure.

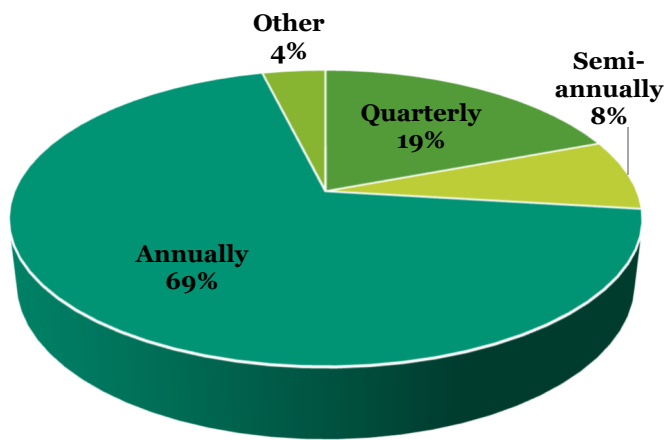




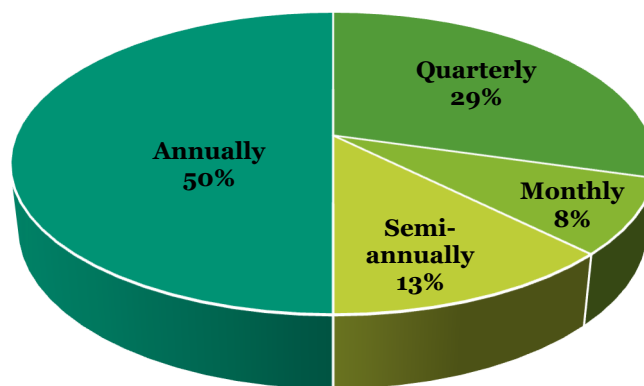
2019 Connecticut Sewer Rate Survey

Billing cycles are becoming more frequent.

Half of respondents to the survey use an annual billing cycle (50%), while 29% use a quarterly cycle. About 13% reported using a semi-annual billing cycle and 8% on a monthly billing.



1999



2019

We hope that you find the water and sewer rate survey information useful. If you have any questions or we have incorrectly interpreted information regarding your rates, please contact Peter Galant at 203.712.1100 or pbgalant@tighebond.com. Tighe & Bond welcomes your suggestions to improve future surveys.

Tighe&Bond

Connecticut Offices: Middletown (860-704-4760) / Shelton (203-712-1100)
www.tighebond.com / email: info@tighebond.com

Ansonia - WPCA

Annual Cost (5,000 gals./month)	Sewer Rate (\$/1,000 gal.)	Base Charge	Rate Structure	System Ownership	Separate Commercial Rate	Billing Cycle	Last Rate Change
\$521	\$3.18		Uniform Rate	Municipality	no	Annually	9/1/2018

Avon - WPCA

Annual Cost (5,000 gals./month)	Sewer Rate (\$/1,000 gal.)	Base Charge	Rate Structure	System Ownership	Separate Commercial Rate	Billing Cycle	Last Rate Change
\$2,060	\$0.00		Flat Fee	Private	yes	Quarterly	7/1/2019

Berlin - Water and Sewer

Annual Cost (5,000 gals./month)	Sewer Rate (\$/1,000 gal.)	Base Charge	Rate Structure	System Ownership	Separate Commercial Rate	Billing Cycle	Last Rate Change
\$475	\$7.91	\$10.21	Uniform Rate	Municipality	no	Monthly	11/1/2018

Bethel - Water and Sewer

Annual Cost (5,000 gals./month)	Sewer Rate (\$/1,000 gal.)	Base Charge	Rate Structure	System Ownership	Separate Commercial Rate	Billing Cycle	Last Rate Change
\$491	\$7.40	\$40.29	Decreasing Block	Municipality	no	Quarterly	1/1/2019

Bolton Lakes Regional - WPCA

Annual Cost (5,000 gals./month)	Sewer Rate (\$/1,000 gal.)	Base Charge	Rate Structure	System Ownership	Separate Commercial Rate	Billing Cycle	Last Rate Change
\$400	\$0.00		Flat Fee	Municipality	no	Quarterly	10/1/2018

Branford - WPCA

Annual Cost (5,000 gals./month)	Sewer Rate (\$/1,000 gal.)	Base Charge	Rate Structure	System Ownership	Separate Commercial Rate	Billing Cycle	Last Rate Change
\$130	\$0.00		Flat Fee	Municipality	no	Annually	

Bridgeport - WPCA

Annual Cost (5,000 gals./month)	Sewer Rate (\$/1,000 gal.)	Base Charge	Rate Structure	System Ownership	Separate Commercial Rate	Billing Cycle	Last Rate Change
\$477	\$7.95		Uniform Rate	Municipality	no	Quarterly	7/1/2016

Bristol - Water and Sewer

Annual Cost (5,000 gals./month)	Sewer Rate (\$/1,000 gal.)	Base Charge	Rate Structure	System Ownership	Separate Commercial Rate	Billing Cycle	Last Rate Change
\$292	\$3.98	\$32.64	Uniform Rate	Municipality	no	Quarterly	7/1/2019

Residential sewer charge is based on billing from the previous winter quarter.

Brookfield - WPCA

Annual Cost (5,000 gals./month)	Sewer Rate (\$/1,000 gal.)	Base Charge	Rate Structure	System Ownership	Separate Commercial Rate	Billing Cycle	Last Rate Change
\$474	\$0.00		Flat Fee	Municipality	no	Semi-annually	11/14/2018

Commercial sewer charge based on number of employees. Survey includes charge for 4 employees.

Brooklyn - WPCA

Annual Cost (5,000 gals./month)	Sewer Rate (\$/1,000 gal.)	Base Charge	Rate Structure	System Ownership	Separate Commercial Rate	Billing Cycle	Last Rate Change
\$300	\$0.00		Flat Fee	Municipality	no	Annually	7/1/2018

Burlington - Bristol - WPCA

Annual Cost (5,000 gals./month)	Sewer Rate (\$/1,000 gal.)	Base Charge	Rate Structure	System Ownership	Separate Commercial Rate	Billing Cycle	Last Rate Change
\$315	\$0.00		Flat Fee	Municipality	no	Annually	5/16/2018

Burlington - Canton - WPCA

Annual Cost (5,000 gals./month)	Sewer Rate (\$/1,000 gal.)	Base Charge	Rate Structure	System Ownership	Separate Commercial Rate	Billing Cycle	Last Rate Change
\$410	\$0.00		Flat Fee	Municipality	no	Annually	5/16/2018

Burlington - Farmington - WPCA

Annual Cost (5,000 gals./month)	Sewer Rate (\$/1,000 gal.)	Base Charge	Rate Structure	System Ownership	Separate Commercial Rate	Billing Cycle	Last Rate Change
\$425	\$0.00		Flat Fee	Municipality	no	Annually	5/16/2018

Canton - WPCA

Annual Cost (5,000 gals./month)	Sewer Rate (\$/1,000 gal.)	Base Charge	Rate Structure	System Ownership	Separate Commercial Rate	Billing Cycle	Last Rate Change
\$400	\$0.00		Flat Fee	Municipality	yes	Annually	4/3/2018

Cheshire - WPCA

Annual Cost (5,000 gals./month)	Sewer Rate (\$/1,000 gal.)	Base Charge	Rate Structure	System Ownership	Separate Commercial Rate	Billing Cycle	Last Rate Change
\$415	\$0.00		Flat Fee	Municipality	yes	Annually	1/1/2019

Chester - WPCA

Annual Cost (5,000 gals./month)	Sewer Rate (\$/1,000 gal.)	Base Charge	Rate Structure	System Ownership	Separate Commercial Rate	Billing Cycle	Last Rate Change
\$735	\$0.00		Flat Fee	Municipality	no	Annually	7/10/2018

Colchester - Water and Sewer

Annual Cost (5,000 gals./month)	Sewer Rate (\$/1,000 gal.)	Base Charge	Rate Structure	System Ownership	Separate Commercial Rate	Billing Cycle	Last Rate Change
\$413	\$6.85	\$12.63	Increasing Block	Municipality	yes	Quarterly	7/1/2017

Connecticut Water Company - Heritage Village Water Company

Annual Cost (5,000 gals./month)	Sewer Rate (\$/1,000 gal.)	Base Charge	Rate Structure	System Ownership	Separate Commercial Rate	Billing Cycle	Last Rate Change
\$677	\$7.60	\$29.40	Uniform Rate	Private	no	Quarterly	4/29/2016

Coventry - WPCA

Annual Cost (5,000 gals./month)	Sewer Rate (\$/1,000 gal.)	Base Charge	Rate Structure	System Ownership	Separate Commercial Rate	Billing Cycle	Last Rate Change
\$375	\$0.00		Flat Fee	Municipality	no	Annually	7/1/2018

Cromwell - WPCA

Annual Cost (5,000 gals./month)	Sewer Rate (\$/1,000 gal.)	Base Charge	Rate Structure	System Ownership	Separate Commercial Rate	Billing Cycle	Last Rate Change
\$275	\$0.00		Flat Fee	Municipality	yes	Annually	4/1/2019

Danbury - Water and Sewer

Annual Cost (5,000 gals./month)	Sewer Rate (\$/1,000 gal.)	Base Charge	Rate Structure	System Ownership	Separate Commercial Rate	Billing Cycle	Last Rate Change
\$312	\$3.05	\$13.80	Uniform Rate	Municipality	yes	Quarterly	7/1/2018

Darien - WPCA

Annual Cost (5,000 gals./month)	Sewer Rate (\$/1,000 gal.)	Base Charge	Rate Structure	System Ownership	Separate Commercial Rate	Billing Cycle	Last Rate Change
\$453	\$7.55		Uniform Rate	Municipality	no	Annually	9/4/2018

Deep River - WPCA

Annual Cost (5,000 gals./month)	Sewer Rate (\$/1,000 gal.)	Base Charge	Rate Structure	System Ownership	Separate Commercial Rate	Billing Cycle	Last Rate Change
\$435	\$0.00		Flat Fee	Municipality	no	Annually	

Derby - WPCA

Annual Cost (5,000 gals./month)	Sewer Rate (\$/1,000 gal.)	Base Charge	Rate Structure	System Ownership	Separate Commercial Rate	Billing Cycle	Last Rate Change
\$407	\$2.19		Uniform Rate	Municipality	yes	Annually	7/1/2019

East Granby - WPCA

Annual Cost (5,000 gals./month)	Sewer Rate (\$/1,000 gal.)	Base Charge	Rate Structure	System Ownership	Separate Commercial Rate	Billing Cycle	Last Rate Change
\$510	\$0.00		Flat Fee	Municipality	yes	Semi-annually	7/1/2018

East Haddam - WPCA

Annual Cost (5,000 gals./month)	Sewer Rate (\$/1,000 gal.)	Base Charge	Rate Structure	System Ownership	Separate Commercial Rate	Billing Cycle	Last Rate Change
\$1,025	\$0.00		Flat Fee	Municipality	no	Annually	

East Hampton - WPCA

Annual Cost (5,000 gals./month)	Sewer Rate (\$/1,000 gal.)	Base Charge	Rate Structure	System Ownership	Separate Commercial Rate	Billing Cycle	Last Rate Change
\$365	\$0.00		Flat Fee	Municipality	no	Annually	10/1/2018

East Lyme - Water and Sewer

Annual Cost (5,000 gals./month)	Sewer Rate (\$/1,000 gal.)	Base Charge	Rate Structure	System Ownership	Separate Commercial Rate	Billing Cycle	Last Rate Change
\$474	\$7.90	\$64.15	Increasing Block	Municipality	no	Semi-annually	11/1/2018

East Windsor - WPCA

Annual Cost (5,000 gals./month)	Sewer Rate (\$/1,000 gal.)	Base Charge	Rate Structure	System Ownership	Separate Commercial Rate	Billing Cycle	Last Rate Change
\$388	\$0.00		Flat Fee	Municipality	yes	Annually	5/29/2019

Ellington - Crystal Lake - WPCA

Annual Cost (5,000 gals./month)	Sewer Rate (\$/1,000 gal.)	Base Charge	Rate Structure	System Ownership	Separate Commercial Rate	Billing Cycle	Last Rate Change
\$580	\$0.00		Flat Fee	Municipality	no	Semi-annually	7/1/2019

Ellington - Hockanum - WPCA

Annual Cost (5,000 gals./month)	Sewer Rate (\$/1,000 gal.)	Base Charge	Rate Structure	System Ownership	Separate Commercial Rate	Billing Cycle	Last Rate Change
\$540	\$0.00		Flat Fee	Municipality	no	Semi-annually	7/1/2019

Enfield - WPCA

Annual Cost (5,000 gals./month)	Sewer Rate (\$/1,000 gal.)	Base Charge	Rate Structure	System Ownership	Separate Commercial Rate	Billing Cycle	Last Rate Change
\$290	\$3.43		Increasing Block	Municipality	no	Quarterly	

Each volumetric block rate is seasonally reduced by 7.5% for June, July, and August.

Fairfield - WPCA

Annual Cost (5,000 gals./month)	Sewer Rate (\$/1,000 gal.)	Base Charge	Rate Structure	System Ownership	Separate Commercial Rate	Billing Cycle	Last Rate Change
\$313	\$5.21		Uniform Rate	Municipality	no	Annually	7/1/2018

Farmington - WPCA

Annual Cost (5,000 gals./month)	Sewer Rate (\$/1,000 gal.)	Base Charge	Rate Structure	System Ownership	Separate Commercial Rate	Billing Cycle	Last Rate Change
\$315	\$0.00		Flat Fee	Municipality	yes	Annually	2/10/2016

Glastonbury - WPCA

Annual Cost (5,000 gals./month)	Sewer Rate (\$/1,000 gal.)	Base Charge	Rate Structure	System Ownership	Separate Commercial Rate	Billing Cycle	Last Rate Change
\$305	\$4.08		Uniform Rate	Municipality	no	Annually	7/1/2018

Granby - WPCA

Annual Cost (5,000 gals./month)	Sewer Rate (\$/1,000 gal.)	Base Charge	Rate Structure	System Ownership	Separate Commercial Rate	Billing Cycle	Last Rate Change
\$233	\$6.50		Uniform Rate	Municipality	no	Annually	

Greater New Haven - WPCA

Annual Cost (5,000 gals./month)	Sewer Rate (\$/1,000 gal.)	Base Charge	Rate Structure	System Ownership	Separate Commercial Rate	Billing Cycle	Last Rate Change
\$422	\$6.10		Uniform Rate	Authority	no	Quarterly	7/1/2018

Has \$8.00 quarterly credit for seniors under Elderly Homeowner Tax Relief Act.

Groton - WPCA

Annual Cost (5,000 gals./month)	Sewer Rate (\$/1,000 gal.)	Base Charge	Rate Structure	System Ownership	Separate Commercial Rate	Billing Cycle	Last Rate Change
\$396	\$0.00		Flat Fee	Municipality	yes	Quarterly	7/1/2018

Harwinton - WPCA

Annual Cost (5,000 gals./month)	Sewer Rate (\$/1,000 gal.)	Base Charge	Rate Structure	System Ownership	Separate Commercial Rate	Billing Cycle	Last Rate Change
\$230	\$0.00		Flat Fee	Municipality	yes	Annually	10/1/2011

Hebron - WPCA

Annual Cost (5,000 gals./month)	Sewer Rate (\$/1,000 gal.)	Base Charge	Rate Structure	System Ownership	Separate Commercial Rate	Billing Cycle	Last Rate Change
\$350	\$0.00		Flat Fee	Municipality	yes	Annually	4/26/2016

Jewett City Department of Public Utilities - WPCA

Annual Cost (5,000 gals./month)	Sewer Rate (\$/1,000 gal.)	Base Charge	Rate Structure	System Ownership	Separate Commercial Rate	Billing Cycle	Last Rate Change
\$504	\$7.63		Uniform Rate	Municipality	no	Quarterly	

Kensington Fire District - Water and Sewer

Annual Cost (5,000 gals./month)	Sewer Rate (\$/1,000 gal.)	Base Charge	Rate Structure	System Ownership	Separate Commercial Rate	Billing Cycle	Last Rate Change
\$320	\$5.33	\$15.59	Uniform Rate	County/District	no	Quarterly	9/1/2018

Utility sewer only quarterly flat rate of \$45 (not shown in survey).

Kent - WPCA

Annual Cost (5,000 gals./month)	Sewer Rate (\$/1,000 gal.)	Base Charge	Rate Structure	System Ownership	Separate Commercial Rate	Billing Cycle	Last Rate Change
\$479	\$5.21		Uniform Rate	Municipality	no	Annually	1/1/2010

Killingly - WPCA

Annual Cost (5,000 gals./month)	Sewer Rate (\$/1,000 gal.)	Base Charge	Rate Structure	System Ownership	Separate Commercial Rate	Billing Cycle	Last Rate Change
\$885	\$7.03		Uniform Rate	Municipality	no	Annually	5/16/2018

Lebanon Amston Lake - WPCA

Annual Cost (5,000 gals./month)	Sewer Rate (\$/1,000 gal.)	Base Charge	Rate Structure	System Ownership	Separate Commercial Rate	Billing Cycle	Last Rate Change
\$800	\$0.00		Flat Fee	Municipality	no	Semi-annually	1/1/2018

Ledyard - Water and Sewer

Annual Cost (5,000 gals./month)	Sewer Rate (\$/1,000 gal.)	Base Charge	Rate Structure	System Ownership	Separate Commercial Rate	Billing Cycle	Last Rate Change
\$745	\$13.16	\$29.09	Increasing Block	Municipality	yes	Monthly	7/1/2018

Litchfield - WPCA

Annual Cost (5,000 gals./month)	Sewer Rate (\$/1,000 gal.)	Base Charge	Rate Structure	System Ownership	Separate Commercial Rate	Billing Cycle	Last Rate Change
\$408	\$0.00		Flat Fee	Municipality	yes	Annually	4/13/2017

Manchester - Eighth Utilities District - Sewer

Annual Cost (5,000 gals./month)	Sewer Rate (\$/1,000 gal.)	Base Charge	Rate Structure	System Ownership	Separate Commercial Rate	Billing Cycle	Last Rate Change
\$330	\$5.49		Uniform Rate	Municipality	no	Quarterly	7/1/2018

Manchester - Water and Sewer

Annual Cost (5,000 gals./month)	Sewer Rate (\$/1,000 gal.)	Base Charge	Rate Structure	System Ownership	Separate Commercial Rate	Billing Cycle	Last Rate Change
\$410	\$6.83	\$8.08	Uniform Rate	Municipality	no	Quarterly	7/1/2018

Mansfield - Sewer

Annual Cost (5,000 gals./month)	Sewer Rate (\$/1,000 gal.)	Base Charge	Rate Structure	System Ownership	Separate Commercial Rate	Billing Cycle	Last Rate Change
\$461	\$7.69		Uniform Rate	Municipality	no	Annually	7/1/2018

Marlborough - Water and Sewer

Annual Cost (5,000 gals./month)	Sewer Rate (\$/1,000 gal.)	Base Charge	Rate Structure	System Ownership	Separate Commercial Rate	Billing Cycle	Last Rate Change
\$482	\$0.00	\$75.64	Flat Fee	Municipality	no	Quarterly	

Meriden - Water and Sewer

Annual Cost (5,000 gals./month)	Sewer Rate (\$/1,000 gal.)	Base Charge	Rate Structure	System Ownership	Separate Commercial Rate	Billing Cycle	Last Rate Change
\$403	\$6.00	\$12.21	Uniform Rate	Municipality	no	Quarterly	

Metropolitan District Commission - Farmington - Water and Sewer

Annual Cost (5,000 gals./month)	Sewer Rate (\$/1,000 gal.)	Base Charge	Rate Structure	System Ownership	Separate Commercial Rate	Billing Cycle	Last Rate Change
\$401	\$5.48	\$15.93	Uniform Rate	County/District	yes	Monthly	1/1/2019

Metropolitan District Commission - Glastonbury - Water and Sewer

Annual Cost (5,000 gals./month)	Sewer Rate (\$/1,000 gal.)	Base Charge	Rate Structure	System Ownership	Separate Commercial Rate	Billing Cycle	Last Rate Change
\$401	\$5.48	\$18.77	Uniform Rate	County/District	yes	Monthly	1/1/2019

Metropolitan District Commission - South Windsor - Water and Sewer

Annual Cost (5,000 gals./month)	Sewer Rate (\$/1,000 gal.)	Base Charge	Rate Structure	System Ownership	Separate Commercial Rate	Billing Cycle	Last Rate Change
\$401	\$5.48	\$15.76	Uniform Rate	County/District	yes	Monthly	1/1/2019

Metropolitan District Commission - Water and Sewer

Annual Cost (5,000 gals./month)	Sewer Rate (\$/1,000 gal.)	Base Charge	Rate Structure	System Ownership	Separate Commercial Rate	Billing Cycle	Last Rate Change
\$401	\$5.48	\$15.19	Uniform Rate	County/District	yes	Monthly	1/1/2019

Middlebury - WPCA

Annual Cost (5,000 gals./month)	Sewer Rate (\$/1,000 gal.)	Base Charge	Rate Structure	System Ownership	Separate Commercial Rate	Billing Cycle	Last Rate Change
\$280	\$0.00		Flat Fee	Municipality	no	Annually	12/15/2015

Middlefield - WPCA - Lake Beseck

Annual Cost (5,000 gals./month)	Sewer Rate (\$/1,000 gal.)	Base Charge	Rate Structure	System Ownership	Separate Commercial Rate	Billing Cycle	Last Rate Change
\$650	\$0.00		Flat Fee	Municipality	no	Annually	11/1/2017

Commercial users with meter sizes greater than 1.25" are equivalent to 2 EDU.

Middlefield - WPCA - RT66/Harvest Woods

Annual Cost (5,000 gals./month)	Sewer Rate (\$/1,000 gal.)	Base Charge	Rate Structure	System Ownership	Separate Commercial Rate	Billing Cycle	Last Rate Change
\$425	\$0.00		Flat Fee	Municipality	no	Annually	11/1/2017

Commercial users with meter sizes greater than 1.25" are equivalent to 2 EDU.

Middletown - Water and Sewer

Annual Cost (5,000 gals./month)	Sewer Rate (\$/1,000 gal.)	Base Charge	Rate Structure	System Ownership	Separate Commercial Rate	Billing Cycle	Last Rate Change
\$458	\$7.63	\$53.04	Uniform Rate	Municipality	no	Semi-annually	7/1/2018

Milford - WPCA

Annual Cost (5,000 gals./month)	Sewer Rate (\$/1,000 gal.)	Base Charge	Rate Structure	System Ownership	Separate Commercial Rate	Billing Cycle	Last Rate Change
\$329	\$0.00		Flat Fee	Municipality	no	Annually	6/1/2018

Montville - Water and Sewer

Annual Cost (5,000 gals./month)	Sewer Rate (\$/1,000 gal.)	Base Charge	Rate Structure	System Ownership	Separate Commercial Rate	Billing Cycle	Last Rate Change
\$320	\$0.00	\$45.64	Flat Fee	Municipality	no	Quarterly	7/1/2016

Morris - WPCA

Annual Cost (5,000 gals./month)	Sewer Rate (\$/1,000 gal.)	Base Charge	Rate Structure	System Ownership	Separate Commercial Rate	Billing Cycle	Last Rate Change
\$300	\$0.00		Flat Fee	Municipality	no	Annually	7/1/2018

New Hartford - Water and Sewer

Annual Cost (5,000 gals./month)	Sewer Rate (\$/1,000 gal.)	Base Charge	Rate Structure	System Ownership	Separate Commercial Rate	Billing Cycle	Last Rate Change
\$1,253	\$20.89	\$36.64	Uniform Rate	Municipality	no	Quarterly	7/1/2017

New London - Water and Sewer

Annual Cost (5,000 gals./month)	Sewer Rate (\$/1,000 gal.)	Base Charge	Rate Structure	System Ownership	Separate Commercial Rate	Billing Cycle	Last Rate Change
\$290	\$2.01	\$12.61	Increasing Block	Municipality	no	Quarterly	7/1/2016

New Milford - WPCA

Annual Cost (5,000 gals./month)	Sewer Rate (\$/1,000 gal.)	Base Charge	Rate Structure	System Ownership	Separate Commercial Rate	Billing Cycle	Last Rate Change
\$595	\$6.75		Uniform Rate	Municipality	no	Annually	7/1/2019

Bill also includes a \$25 debt service fee (not shown in survey).

Newtown - Water and Sewer

Annual Cost (5,000 gals./month)	Sewer Rate (\$/1,000 gal.)	Base Charge	Rate Structure	System Ownership	Separate Commercial Rate	Billing Cycle	Last Rate Change
\$500	\$8.34	\$50.64	Uniform Rate	Municipality	no	Quarterly	7/1/2018

Reduced rates for nonprofits.

Norfolk - WPCA

Annual Cost (5,000 gals./month)	Sewer Rate (\$/1,000 gal.)	Base Charge	Rate Structure	System Ownership	Separate Commercial Rate	Billing Cycle	Last Rate Change
\$1,236	\$13.36		Uniform Rate	Municipality	no	Annually	7/1/2018

North Haven - WPCA

Annual Cost (5,000 gals./month)	Sewer Rate (\$/1,000 gal.)	Base Charge	Rate Structure	System Ownership	Separate Commercial Rate	Billing Cycle	Last Rate Change
\$295	\$0.00		Flat Fee	Municipality	yes	Annually	9/10/2018

Norwalk - WPCA

Annual Cost (5,000 gals./month)	Sewer Rate (\$/1,000 gal.)	Base Charge	Rate Structure	System Ownership	Separate Commercial Rate	Billing Cycle	Last Rate Change
\$720	\$0.00		Flat Fee	Municipality	yes	Semi-annually	7/1/2017

Norwich Public Utilities - Water and Sewer

Annual Cost (5,000 gals./month)	Sewer Rate (\$/1,000 gal.)	Base Charge	Rate Structure	System Ownership	Separate Commercial Rate	Billing Cycle	Last Rate Change
\$752	\$10.80	\$20.50	Uniform Rate	Municipality	no	Monthly	7/1/2018

Orange - Derby - WPCA

Annual Cost (5,000 gals./month)	Sewer Rate (\$/1,000 gal.)	Base Charge	Rate Structure	System Ownership	Separate Commercial Rate	Billing Cycle	Last Rate Change
\$444	\$7.40		Uniform Rate	Municipality	no	Annually	4/1/2018

Orange - West Haven - WPCA

Annual Cost (5,000 gals./month)	Sewer Rate (\$/1,000 gal.)	Base Charge	Rate Structure	System Ownership	Separate Commercial Rate	Billing Cycle	Last Rate Change
\$372	\$6.20		Uniform Rate	Municipality	no	Annually	7/1/2018

Oxford - WPCA

Annual Cost (5,000 gals./month)	Sewer Rate (\$/1,000 gal.)	Base Charge	Rate Structure	System Ownership	Separate Commercial Rate	Billing Cycle	Last Rate Change
\$420	\$7.00		Uniform Rate	Municipality	no	Monthly	11/28/2018

Plainfield - WPCA

Annual Cost (5,000 gals./month)	Sewer Rate (\$/1,000 gal.)	Base Charge	Rate Structure	System Ownership	Separate Commercial Rate	Billing Cycle	Last Rate Change
\$580	\$0.00		Flat Fee	Municipality	no	Semi-annually	7/1/2018

Plainville - WPCA

Annual Cost (5,000 gals./month)	Sewer Rate (\$/1,000 gal.)	Base Charge	Rate Structure	System Ownership	Separate Commercial Rate	Billing Cycle	Last Rate Change
\$752	\$7.45		Uniform Rate	Municipality	no	Annually	11/1/2018

Plymouth - WPCA

Annual Cost (5,000 gals./month)	Sewer Rate (\$/1,000 gal.)	Base Charge	Rate Structure	System Ownership	Separate Commercial Rate	Billing Cycle	Last Rate Change
\$310	\$0.00		Flat Fee	Municipality	yes	Annually	10/1/2018

Portland - Water and Sewer

Annual Cost (5,000 gals./month)	Sewer Rate (\$/1,000 gal.)	Base Charge	Rate Structure	System Ownership	Separate Commercial Rate	Billing Cycle	Last Rate Change
\$646	\$8.44	\$35.64	Uniform Rate	Municipality	no	Quarterly	1/1/2019

Putnam - Water and Sewer

Annual Cost (5,000 gals./month)	Sewer Rate (\$/1,000 gal.)	Base Charge	Rate Structure	System Ownership	Separate Commercial Rate	Billing Cycle	Last Rate Change
\$367	\$0.00	\$78.15	Flat Fee	Municipality	yes	Quarterly	

Redding - WPCA

Annual Cost (5,000 gals./month)	Sewer Rate (\$/1,000 gal.)	Base Charge	Rate Structure	System Ownership	Separate Commercial Rate	Billing Cycle	Last Rate Change
\$1,074	\$17.90		Uniform Rate	Municipality	no	Quarterly	

Ridgefield - WPCA - District 1 and 2

Annual Cost (5,000 gals./month)	Sewer Rate (\$/1,000 gal.)	Base Charge	Rate Structure	System Ownership	Separate Commercial Rate	Billing Cycle	Last Rate Change
\$470	\$0.00		Flat Fee	Municipality	no	Annually	7/1/2018

Ridgefield - WPCA - District 3

Annual Cost (5,000 gals./month)	Sewer Rate (\$/1,000 gal.)	Base Charge	Rate Structure	System Ownership	Separate Commercial Rate	Billing Cycle	Last Rate Change
\$420	\$0.00		Flat Fee	Municipality	no	Annually	7/1/2018

Salisbury - WPCA

Annual Cost (5,000 gals./month)	Sewer Rate (\$/1,000 gal.)	Base Charge	Rate Structure	System Ownership	Separate Commercial Rate	Billing Cycle	Last Rate Change
\$585	\$5.17		Uniform Rate	Municipality	no	Annually	7/1/2014

The utility charges commercial customers a volumetric rate by square footage (not shown in survey).

Shelton - WPCA

Annual Cost (5,000 gals./month)	Sewer Rate (\$/1,000 gal.)	Base Charge	Rate Structure	System Ownership	Separate Commercial Rate	Billing Cycle	Last Rate Change
\$203	\$0.00		Flat Fee	Municipality	yes	Annually	7/1/2018

Simsbury - WPCA

Annual Cost (5,000 gals./month)	Sewer Rate (\$/1,000 gal.)	Base Charge	Rate Structure	System Ownership	Separate Commercial Rate	Billing Cycle	Last Rate Change
\$352	\$0.00		Flat Fee	Municipality	yes	Annually	7/1/2018

Somers - WPCA

Annual Cost (5,000 gals./month)	Sewer Rate (\$/1,000 gal.)	Base Charge	Rate Structure	System Ownership	Separate Commercial Rate	Billing Cycle	Last Rate Change
\$255	\$0.00		Flat Fee	Municipality	no	Annually	4/18/2016

South Windsor - WPCA

Annual Cost (5,000 gals./month)	Sewer Rate (\$/1,000 gal.)	Base Charge	Rate Structure	System Ownership	Separate Commercial Rate	Billing Cycle	Last Rate Change
\$404	\$0.00		Flat Fee	Municipality	yes	Annually	7/1/2018

Southington - WPCA

Annual Cost (5,000 gals./month)	Sewer Rate (\$/1,000 gal.)	Base Charge	Rate Structure	System Ownership	Separate Commercial Rate	Billing Cycle	Last Rate Change
\$421	\$4.01		Uniform Rate	Municipality	yes	Quarterly	7/1/2016

Senior citizens receive discount on base charge for sewer.

Sprague - Water and Sewer

Annual Cost (5,000 gals./month)	Sewer Rate (\$/1,000 gal.)	Base Charge	Rate Structure	System Ownership	Separate Commercial Rate	Billing Cycle	Last Rate Change
\$526	\$5.41	\$12.89	Uniform Rate	Municipality	no	Quarterly	9/1/2016

Stafford - WPCA

Annual Cost (5,000 gals./month)	Sewer Rate (\$/1,000 gal.)	Base Charge	Rate Structure	System Ownership	Separate Commercial Rate	Billing Cycle	Last Rate Change
\$320	\$0.00		Flat Fee	Municipality	yes	Annually	7/1/2019

Stamford - WPCA

Annual Cost (5,000 gals./month)	Sewer Rate (\$/1,000 gal.)	Base Charge	Rate Structure	System Ownership	Separate Commercial Rate	Billing Cycle	Last Rate Change
\$401	\$6.68		Uniform Rate	Municipality	no	Semi-annually	7/1/2018

Sterling - Water and Sewer

Annual Cost (5,000 gals./month)	Sewer Rate (\$/1,000 gal.)	Base Charge	Rate Structure	System Ownership	Separate Commercial Rate	Billing Cycle	Last Rate Change
\$450	\$0.00	\$28.42	Flat Fee	Municipality	no	Quarterly	7/1/2018

Stonington - WPCA

Annual Cost (5,000 gals./month)	Sewer Rate (\$/1,000 gal.)	Base Charge	Rate Structure	System Ownership	Separate Commercial Rate	Billing Cycle	Last Rate Change
\$431	\$1.98		Increasing Block	Municipality	no	Semi-annually	3/1/2018

Stratford - WPCA

Annual Cost (5,000 gals./month)	Sewer Rate (\$/1,000 gal.)	Base Charge	Rate Structure	System Ownership	Separate Commercial Rate	Billing Cycle	Last Rate Change
\$396	\$0.00		Flat Fee	Municipality	yes	Annually	7/1/2016

Suffield - WPCA

Annual Cost (5,000 gals./month)	Sewer Rate (\$/1,000 gal.)	Base Charge	Rate Structure	System Ownership	Separate Commercial Rate	Billing Cycle	Last Rate Change
\$320	\$0.00		Flat Fee	Municipality	yes	Annually	7/1/2018

Thomaston - WPCA

Annual Cost (5,000 gals./month)	Sewer Rate (\$/1,000 gal.)	Base Charge	Rate Structure	System Ownership	Separate Commercial Rate	Billing Cycle	Last Rate Change
\$369	\$0.00		Flat Fee	Municipality	yes	Annually	

Thompson - WPCA

Annual Cost (5,000 gals./month)	Sewer Rate (\$/1,000 gal.)	Base Charge	Rate Structure	System Ownership	Separate Commercial Rate	Billing Cycle	Last Rate Change
\$440	\$0.00		Flat Fee	Municipality	no	Annually	7/1/2018

Tolland - WPCA

Annual Cost (5,000 gals./month)	Sewer Rate (\$/1,000 gal.)	Base Charge	Rate Structure	System Ownership	Separate Commercial Rate	Billing Cycle	Last Rate Change
\$911	\$18.00		Uniform Rate	Municipality	no	Semi-annually	7/18/2017

Torrington - WPCA

Annual Cost (5,000 gals./month)	Sewer Rate (\$/1,000 gal.)	Base Charge	Rate Structure	System Ownership	Separate Commercial Rate	Billing Cycle	Last Rate Change
\$262	\$0.00		Flat Fee	Municipality	yes	Annually	7/1/2018

Trumbull - WPCA

Annual Cost (5,000 gals./month)	Sewer Rate (\$/1,000 gal.)	Base Charge	Rate Structure	System Ownership	Separate Commercial Rate	Billing Cycle	Last Rate Change
\$592	\$7.67		Uniform Rate	Municipality	yes	Quarterly	7/1/2016

Vernon - WPCA

Annual Cost (5,000 gals./month)	Sewer Rate (\$/1,000 gal.)	Base Charge	Rate Structure	System Ownership	Separate Commercial Rate	Billing Cycle	Last Rate Change
\$427	\$6.10		Uniform Rate	Municipality	no	Semi-annually	10/1/2018

Wallingford - Water and Sewer

Annual Cost (5,000 gals./month)	Sewer Rate (\$/1,000 gal.)	Base Charge	Rate Structure	System Ownership	Separate Commercial Rate	Billing Cycle	Last Rate Change
\$405	\$5.26	\$15.75	Uniform Rate	Municipality	no	Quarterly	4/21/2015

Waterbury - Water and Sewer

Annual Cost (5,000 gals./month)	Sewer Rate (\$/1,000 gal.)	Base Charge	Rate Structure	System Ownership	Separate Commercial Rate	Billing Cycle	Last Rate Change
\$337	\$5.28	\$5.00	Uniform Rate	Municipality	no	Quarterly	7/1/2018

Watertown - Water and Sewer

Annual Cost (5,000 gals./month)	Sewer Rate (\$/1,000 gal.)	Base Charge	Rate Structure	System Ownership	Separate Commercial Rate	Billing Cycle	Last Rate Change
\$278	\$2.61	\$31.27	Uniform Rate	Municipality	no	Quarterly	7/1/2019

Watertown Fire District - Water and Sewer

Annual Cost (5,000 gals./month)	Sewer Rate (\$/1,000 gal.)	Base Charge	Rate Structure	System Ownership	Separate Commercial Rate	Billing Cycle	Last Rate Change
\$511	\$8.52	\$20.21	Uniform Rate	County/District	no	Monthly	6/1/2018

Westport - WPCA

Annual Cost (5,000 gals./month)	Sewer Rate (\$/1,000 gal.)	Base Charge	Rate Structure	System Ownership	Separate Commercial Rate	Billing Cycle	Last Rate Change
\$497	\$8.29		Uniform Rate	Municipality	no	Annually	

Wilton - WPCA

Annual Cost (5,000 gals./month)	Sewer Rate (\$/1,000 gal.)	Base Charge	Rate Structure	System Ownership	Separate Commercial Rate	Billing Cycle	Last Rate Change
\$219	\$0.00		Flat Fee	Municipality	no	Annually	6/1/2018

Winchester - Water and Sewer

Annual Cost (5,000 gals./month)	Sewer Rate (\$/1,000 gal.)	Base Charge	Rate Structure	System Ownership	Separate Commercial Rate	Billing Cycle	Last Rate Change
\$530	\$4.83	\$89.64	Uniform Rate	Municipality	no	Quarterly	1/1/2017

Windham - Water and Sewer

Annual Cost (5,000 gals./month)	Sewer Rate (\$/1,000 gal.)	Base Charge	Rate Structure	System Ownership	Separate Commercial Rate	Billing Cycle	Last Rate Change
\$235	\$3.92	\$23.80	Uniform Rate	Municipality	no	Quarterly	7/1/2015

Windsor Locks - WPCA

Annual Cost (5,000 gals./month)	Sewer Rate (\$/1,000 gal.)	Base Charge	Rate Structure	System Ownership	Separate Commercial Rate	Billing Cycle	Last Rate Change
\$408	\$6.80		Uniform Rate	Municipality	no	Annually	7/1/2017

Wolcott - Water and Sewer

Annual Cost (5,000 gals./month)	Sewer Rate (\$/1,000 gal.)	Base Charge	Rate Structure	System Ownership	Separate Commercial Rate	Billing Cycle	Last Rate Change
\$235	\$0.00	\$102.57	Flat Fee	Municipality	yes	Annually	

Woodstock - WPCA

Annual Cost (5,000 gals./month)	Sewer Rate (\$/1,000 gal.)	Base Charge	Rate Structure	System Ownership	Separate Commercial Rate	Billing Cycle	Last Rate Change
\$860	\$0.00		Flat Fee	Municipality	yes	Semi-annually	5/15/2019